
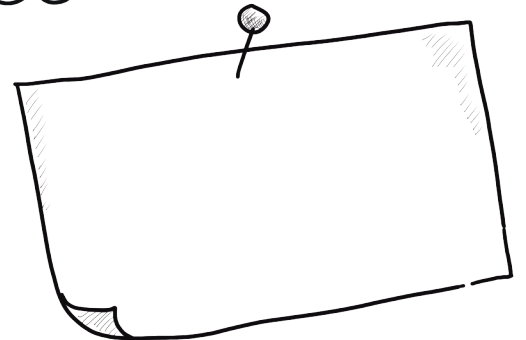
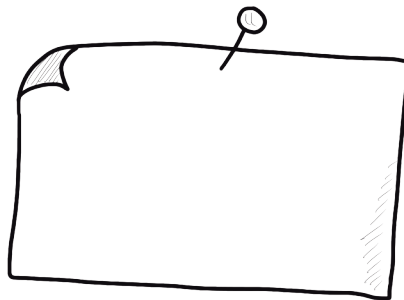
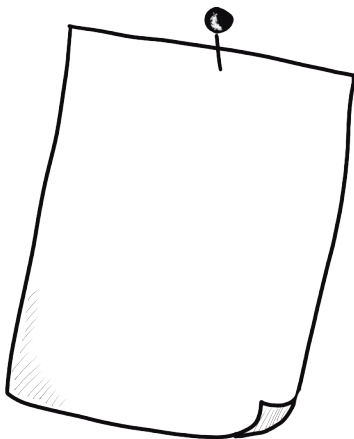





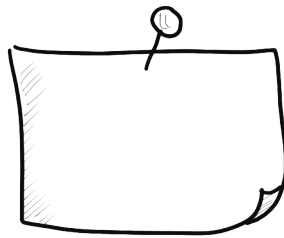
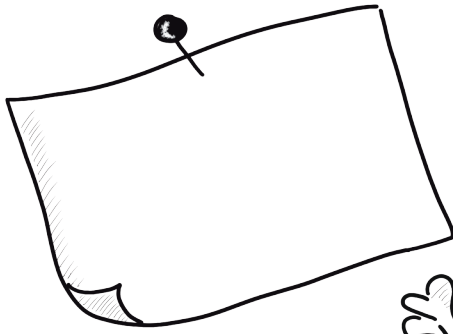


# MY FAMILY, FRIENDS & Me



My name is : .....

My birthday is ...

I am

years old.



How many candles?


My address is:

Four horizontal lines for writing an address.

- I have \_\_\_ brothers and \_\_\_ sisters.
- I am an only child.




I speak 1 2 3 4 5 6 languages



This is my flag:

My hobbies are:









I go to school ... by \_\_\_\_\_ ... on \_\_\_\_\_



My favourite colour is:



My favourite pet is:

- |   |   |   |
|---|---|---|
|  <input type="radio"/> |  <input type="radio"/> |  <input type="radio"/> |
|  <input type="radio"/> |  <input type="radio"/> |  <input type="radio"/> |
|  <input type="radio"/> |  <input type="radio"/> |  <input type="radio"/> |



**i** Do you need help? Look at the page "Around the world".

# WHAT I LIKE

an example:

My favourite teacher is Marko.

He / She is from Liechtenstein.



My favourite...

Country

Flag

singer is

He / She is from

group is

They are from

food is

It is from

animal is

It is from

football team is

They are from

game is

It is from

sport is

It is from

athlete is

He / She is from

film star is

He / She is from

tv show is

It is from

# My body

My eyes are:



- brown
- green
- blue
- grey

I am...

- right handed
- left handed



My hair is ...

- straight
- curly
- wavy
- short
- blond
- brown
- black
- red
- green
- long



Draw your hairstyle:

This is my hand:



Write: thumb, index finger, middle finger, ring finger & little finger

I have braces.



I don't have braces.

I wear glasses.



I don't wear glasses.

I have freckles:


- Yes
- No

page:


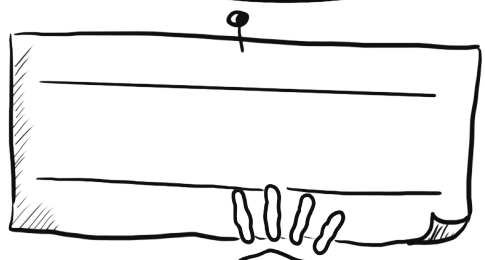

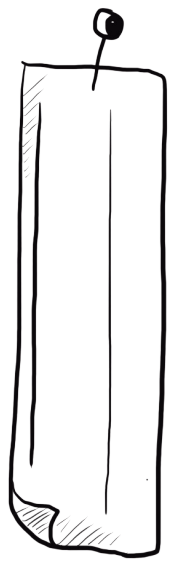

3



# THROUGH THE YEAR...



Fill in the important dates!







# WHO IS IT?


## INTERVIEW A PARTNER!



an example:  
Her/His name is Lisa


### TELL YOUR CLASS

### YOUR PARTNER







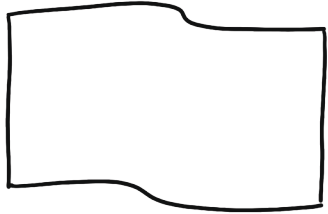
Find a partner  
Draw this classmate!

What is your name? Lisa	Her/His name is Lisa
How old are you?	Her/His name is .....
When is your birthday?	She/He is ..... years old.
What is your fathers' name?	Her/His birthday is on. ....
What is your mothers' name?	Her/His fathers' name is .....
What is your phone number?	Her/His mothers' name is .....
Where do you live?	Her/His phone number is .....
Which language do you speak at home?	She/He lives in ..... at home.
Where do your grandparents live?	She/He speaks .....
Which countries have you visited?	Her/His grandparents live in .....
What are your favourite flag colours?	She/He has visited .....
How do you say ..... in .....?	Her/His favourite flag colours are .....
.....	She/He says ..... in .....









My favourite country is:  
They speak.....  
I like .....




I can say  
**HELLO**  
in many  
languages...





⇒ Choose two classmates (girl/boy):



This is

His birthday: \_\_\_\_\_


His hobby: \_\_\_\_\_

His favourite food: \_\_\_\_\_

His favourite place: \_\_\_\_\_


His favourite music: \_\_\_\_\_

What he does to relax: \_\_\_\_\_



His favourite holiday country: \_\_\_\_\_

His favourite language: \_\_\_\_\_



This is

Her birthday: \_\_\_\_\_


Her hobby: \_\_\_\_\_

Her favourite food: \_\_\_\_\_

Her favourite place: \_\_\_\_\_

Her favourite music: \_\_\_\_\_

What she does to relax: \_\_\_\_\_



Her favourite holiday country: \_\_\_\_\_

Her favourite language: \_\_\_\_\_





# FAMILY TREE



Me  
in my  
FAMILY

Sister

daughter

son

I am my parents'

I am my sisters'

I am my grandmothers'

I am my uncles'

I am my cousins'

I am my brothers'

I am my grandfathers'

I am my mother's

I am my aunts'

I am my father's

I am my grandparents'

grand-daughter

niece

nephew

grand-son

uncle

cousin



brother

aunt

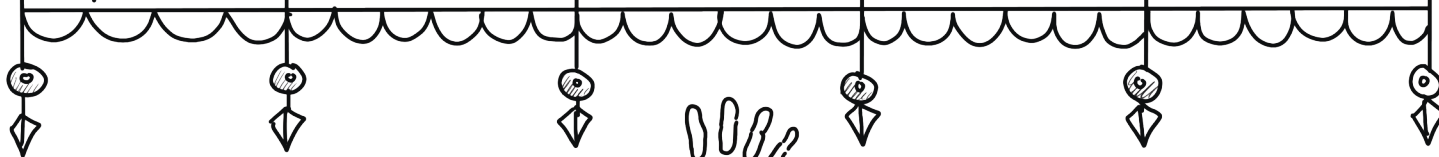


These are my

# GRANDPARENTS



	My grand-mother	My grand-father	My grand-mother	My grand-father
He/She has sons/daughters				
His/Her birthday				
His/Her nationality				
He/She comes from...				
He/She speaks...				








THIS IS MY FAMILY AT HOME:





Draw your family and write:



I live with my .....



Draw & describe 1 person in your home:




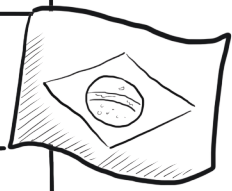


Colour the flags

# AROUND THE WORLD




Country	He/She is...	He/She speaks...
Angola	Angolan	Portuguese
Australia	Australian	English
Austria	Austrian	German
Brazil	Brazilian	Portuguese
Canada	Canadian	English French
Chile	Chilean	Spanish
China	Chinese	Chinese
Croatia	Croatian	Croatian
France	French	French
Germany	German	German
Greece	Greek	Greek
India	Indian	Hindi English




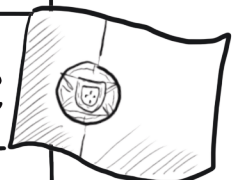
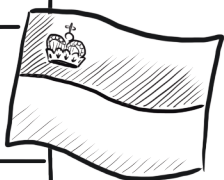


Colour the flags

# AROUND THE WORLD




Country	He/She is...	He/She speaks...
Italy	Italian	Italian
Liechtenstein	Liechtensteiner	German
Philippines	Filipino	Filipino English
Portugal	Portuguese	Portuguese
Russia	Russian	Russian
Somalia	Somali	Somali, Arabic English, Italian
Spain	Spanish	Spanish
Switzerland	Swiss	German, French Italian, Romansh
Thailand	Thai	Thai
Turkey	Turkish	Turkish
United Kingdom	British	English
United States	American	English





# MY STRATEGIES



Colour the strategies you have used!

I add to useful phrases.

I use pictures and keywords.

Writing

I highlight **IMPORTANT** information.

I look out for words that I know.

I use phrases in different ways.

Reading

I use pictures to help me.

I listen to pronunciation and copy it.

I use jigsaw reading.

Listening


I mark the words that I know first.

I listen to the person's voice.

I listen for words I know.

I scan the text for keywords.

# MY STRATEGIES



Colour the strategies you have used!

**Vocabulary**

I learn with all my senses.

I think of words I know.

I learn vocabulary in phrases and sentences.

Pictures and diagrams help me remember.

I learn words that go together, (eg. do homework) together.

I make stories out of the words.

I label pictures.

I link new words to old words.

I highlight the spelling differences between parallel words.

I learn new words with pictures and colours

I think about the word stem of a word. (eg. love and lovely)

I group words in themes, categories or types (eg. clothes or adjectives)

Repetition  
Repetition  
Repetition

I make note of parallel words. (eg. House Haus)

I learn words or sentences with movement.

I listen carefully and read along out loud.

